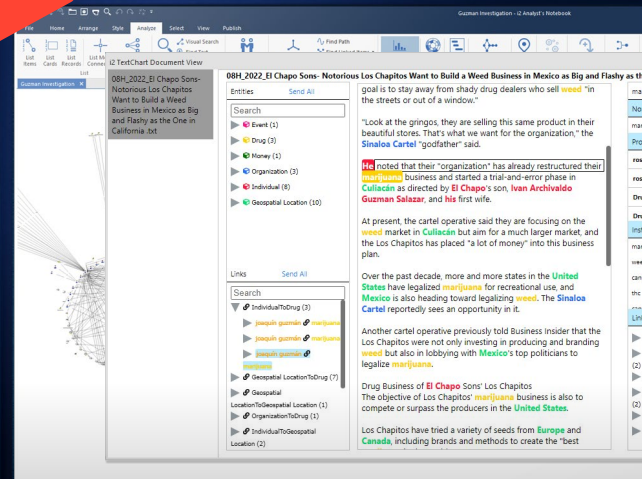




# TextChart

[i2group.com/solutions](http://i2group.com/solutions)



## Unstructured data is no longer a barrier.

i2® TextChart enables new insights by exploiting unstructured data to enhance and expedite your analysis.

### Highlights

- Improve analysts' time to value by deriving new insights in a fraction of the time
- Eliminate the need to read documents, and create entities, links, and properties
- Easily exploit large volumes of unstructured data from a variety of documents such as reports, emails, and web pages
- Avoid manual cross-checking by automatically matching entities across documents
- Import documents in 200+ languages
- Consistently and repeatedly analyze documents to extract real-world objects, their relationships, and underlying sentiment

Data analysts and investigators are skilled at processing structured data from sources such as databases and spreadsheets. However, exacting information from unstructured data is a much more challenging and time-consuming process. Important details can easily be overlooked and key connections are difficult to track across multiple documents.

**80%**  
**+50%/yr**

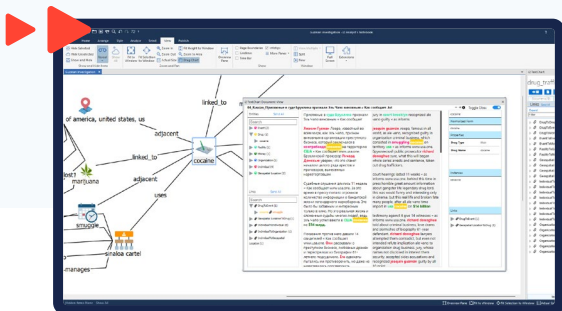
An estimated 80% of all enterprise data is unstructured – and growing by more than 50% a year<sup>[1]</sup>.

Data analysts without the right tools to process vast resources are less able to exploit intelligence from this potentially valuable pool of data.

### Drive better decisions

TextChart is a game changer for data analysts. It identifies the who, what, when, where and sentiment in unstructured content in almost any language, and quickly transforms it into structured analysis-ready data.

More than 30 key entities are automatically extracted, including people, identification numbers, dates, organizations, crimes, and locations. Unlocking access to such a significant amount of data uncovers a greater number of insights, improves the robustness of the analysis, and drives better decisions.



## Product Summary

# TextChart

## Unstructured multilingual content to analysis-ready data.

### Consolidating unstructured data

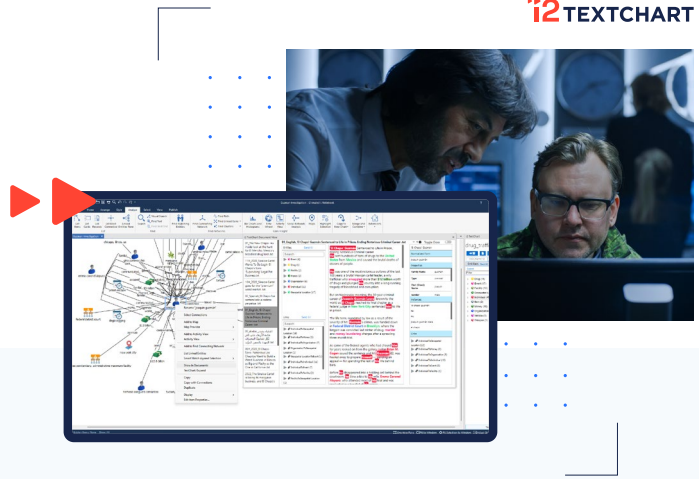
In just one click, TextChart will process a collection of documents. Users can then select an extracted entity to view more details, including all its occurrences and links to it within source documents.

### Multi-language, multi-document

Users can import numerous document types, including plain text, rich text, HTML, PDF, Microsoft Word, Microsoft Excel, and OpenOffice. And of course, the extracted data will be free of human errors associated with re-typing or transcribing information.

TextChart can process these documents in over 200 different languages without the need to know the language in advance. It's all done automatically.

The same entities found across multiple languages will all be linked. Support is also provided for a rough translation into English to allow you to continue to work on a case if you are unfamiliar with the language of the source document.



### Stay in control

The combination of automated text analysis and manual input allows you to efficiently analyze a collection of unstructured documents in a single integrated application.

Entities of interest can be sent to a chart with the option to bring back additional information by selecting entities from the processed documents. A filter option lets you quickly find a specific entity or link in a collection.

Throughout, you remain in control and can apply your expert knowledge to build a case. You can, for example, fine-tune entities and links by tagging, and are provided with multiple options to filter results to enable a fine-tuned document review.

By delivering powerful text extraction and visualization capabilities, TextChart supports organizations in their pursuit to efficiently tap into available valuable new data sources.

# 10+ yrs

TextChart has been proven in numerous government and commercial installations for more than 10 years.

## Availability

TextChart is available as a extension for:

- i2 Analysis Studio
- i2 Analyst's Notebook®
- i2 Analysis Hub
- i2 iBase

References: [1] <https://www.datamation.com/big-data/structured-vs-unstructured-data/>

To find out more, talk to our experts today...



i2 Group is the global leader in advanced visual analysis solutions delivering actionable intelligence to combat all threats including crime, terrorism, war and fraud; whether locally or internationally.

Intelligence Amplified™

[i2group.com](https://www.i2group.com)

[hello@i2group.com](mailto:hello@i2group.com)

