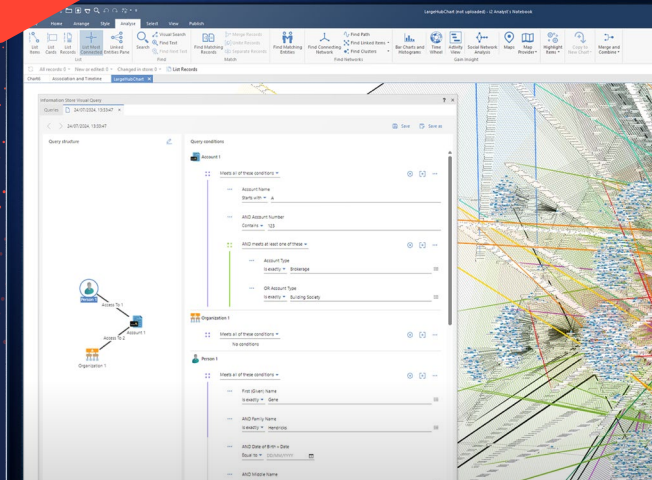




Analysis Studio and Analysis Hub

i2group.com/solutions



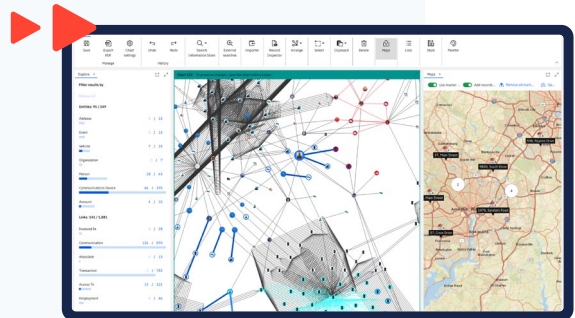
Customizable solutions to meet your investigation goals.

i2® Analysis Studio and Analysis Hub are software packages designed so you can easily select and manage i2 solutions to meet your investigation needs.

Both packages have at their core i2 Analyst's Notebook® that includes all the features and tools that analysts have come to rely on. Analysis Studio and Analysis Hub also add flexible options to customize your deployment for your organization, team size, and mission.

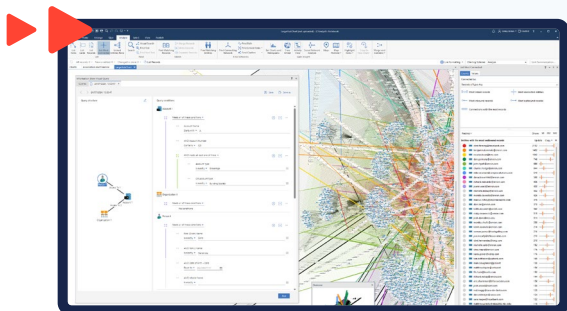
Analysis Studio

Analysis Studio extends Analyst's Notebook with features that enable analysts to connect and search data sources on demand and improve collaboration by securely sharing intelligence. It also includes a web client to make it simpler and more convenient for a broader set of users to work with charts.



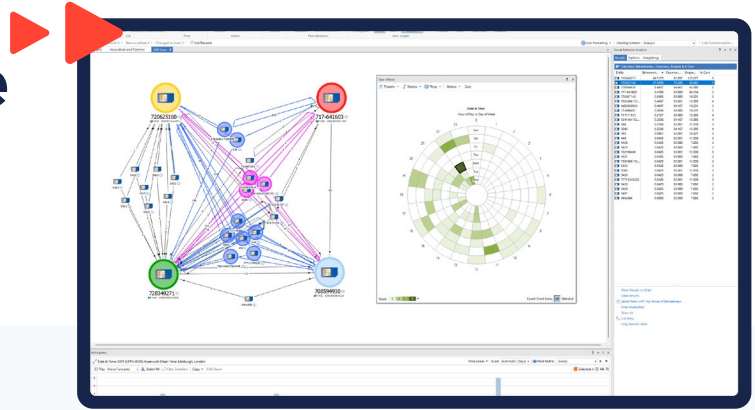
Analysis Hub

Analysis Hub is for multidisciplinary teams that need all the benefits of Analysis Studio but at an enterprise level, to enable investigations to take advantage of centralized data. It makes the analyst's task of managing and exploiting multiple data sources much easier by making available analysis-ready data in a common location. The centralized data store also allows other users to exploit and view the same data in different ways to suit their role or use case.



Product Summary

Our solution suite to advance your investigations



i2 Analyst's Notebook

i2 Analyst's Notebook is our flagship visual analysis environment. It is a powerful desktop application that allows analysts to collate, manage, explore, and analyze data to reveal hidden insights.

Flexible Data Acquisition

Analyst's Notebook provides a range of tools to quickly acquire the wide variety of information that intelligence analysts regularly need to manage. This flexible approach to data acquisition enables users to input a broad range of data types, such as call records, financial transactions, IP logs, and mobile forensics data.

Flexible Data Model and Representation

Analyst's Notebook provides an environment that offers users flexibility in how data is modelled and visualized. Information can be sorted in the most relevant and effective manner to suit the data and the analysis to be performed.

i2 Analyze is an integrated set of secure services and stores that provide search, analysis, and storage of intelligence data to authorised users. It presents these functions through the web and desktop applications that connect to it.

Powerful Analysis and Visualization Capabilities

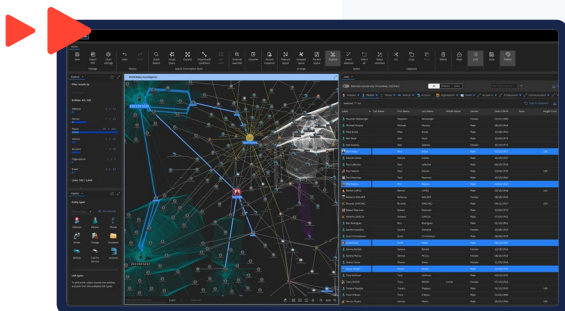
Analyst's Notebook provides a wide range of analysis capabilities. The extensive analysis environment enables users to quickly gain an understanding of the data and pinpoint key intelligence. Analysis tools include the ability to create multiple views on data of interest: association, temporal, spatial, statistical, and spreadsheet views.

Present and Publish Intelligence

While the discovery and development of intelligence is key, it is equally important that analysts can effectively share critical findings in a clear and concise manner.

Analyst's Notebook allows users to communicate complex data with intuitive and easy-to-follow visual briefing charts. It can also produce redacted versions of charts to ensure the correct level of information is shared according to security clearances.

External Searches enable analysts to search commercial and publicly available sources, or to query internal sources without the need to move data.



i2 Notebook on web browser

A chart-based interface in a web browser, making visual analysis more accessible. It also offers the same advanced searching, querying functionality and visual analysis features as the desktop client. To suit more advanced needs a Software Development Kit (SDK) is available for organizations to enhance and extend the web client.

Extend your capabilities further

Chart Store

Publish charts to a collaborative access-controlled repository that is searchable across an organization.

Information Store

Secure, structured store for intelligence data that analysts and other users can search and visualize. i2 Analyze provides services that enable bulk and targeted create, retrieve, update, and delete operations on Information Store data.

i2 iBase

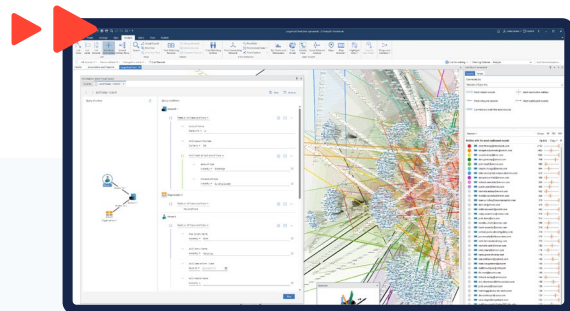

Intuitive database application designed to help collaborative teams of analysts capture, discover, and understand connections in volumes of complex structured and unstructured data.

i2 Recommendation Engine

Resolve duplicate entities. It monitors data from the repository to identify related entities, resolve non-obvious relationships, and provide identity resolution and recommendations.

i2 TextChart

A powerful addition to i2's suite of link analysis software that gives analysts the power to exploit large volumes unstructured data in multiple languages. TextChart uses Natural Language Processing to automatically extract entities and relationships from documents, saving the analyst a significant amount of time and helping to drive better informed decisions.



i2 Investigate

A web-based search tool that allows non-analysts to find hidden connections quickly and easily. It offers a simple yet powerful search and discovery function and requires no training or knowledge of analyst techniques.

To find out more, talk to our experts today...

Feature comparison

i2
ANALYST'S
NOTEBOOK

i2
ANALYSIS
STUDIO

i2
ANALYSIS
HUB

| | i2 ANALYST'S NOTEBOOK | i2 ANALYSIS STUDIO | i2 ANALYSIS HUB |
|--|-----------------------|--------------------|-----------------|
| Flexible data acquisition | ■ | ■ | ■ |
| Powerful analysis and visualization capabilities | ■ | ■ | ■ |
| Flexible data model and representation | ■ | ■ | ■ |
| Present and publish intelligence | ■ | ■ | ■ |
| Web-based charting | | ■ | ■ |
| Connect to and search external data on demand | | ■ | ■ |
| Collaborate and share charts securely | | ■ | ■ |
| Monitor system performance and user activity | | ■ | ■ |
| Ability to control access to data and features | | ■ | ■ |
| Simple web-based search and discovery tool (designed for untrained/non-analyst users) | | ■ | ■ |
| Advanced searching and visual queries to help uncover connections and patterns across data sources | | ■ | ■ |
| Collaborative and secure data repository | | | ■ |
| Tools for correlating, matching, de-duplicating, and merging data in the repository | | | ■ |
| Alerting when records change, or when new patterns/connections of interest are identified | | | ■ |

What's included

i2
ANALYSIS
STUDIO

i2
ANALYSIS
HUB

| | i2 ANALYSIS STUDIO | i2 ANALYSIS HUB |
|---|--------------------|-----------------|
| i2 Analyst's Notebook – Multi-dimensional visual analysis environment | ■ | ■ |
| i2 Analyze – Server-based services that enable: | ■ | ■ |
| Web Client – Web-based charting | ■ | ■ |
| External Searches – Search and perform link analysis on external data | ■ | ■ |
| Chart Store – Server-based storage for charts | ■ | ■ |
| Information Store – Conduct link analysis on a common data store | | ■ |
| i2 Investigate – Web-based search | | ■ |
| i2 Investigate Additional Licenses – Web-based search | | ■ |
| i2 iBase – Database application to support collaborative teams of analysts | □ | ■ |
| i2 TextChart – Gain insights from unstructured data | □ | ■ |

■ Included in package □ Optional extra



i2 Group is the global leader in advanced visual analysis solutions delivering actionable intelligence to combat all threats including crime, terrorism, war and fraud; whether locally or internationally.

Intelligence Amplified™

[i2group.com](https://www.i2group.com)

hello@i2group.com

